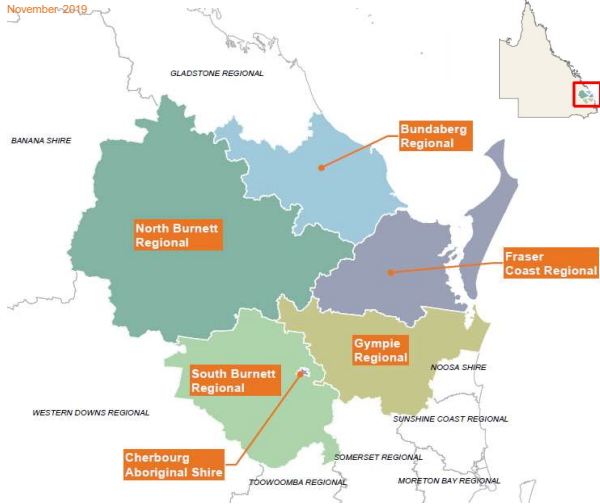


# Wide Bay Burnett economic profile



## PEOPLE

### POPULATION

- 296,849** in 2018<sup>1</sup>
- Population projected to reach **359,520** by 2041<sup>2</sup>
- 46.7** median age<sup>3</sup> (37.3 for Queensland)
- 24.6%** 65 years or older<sup>3</sup> (15.4% for Queensland)

### WHERE WE ARE FROM

- 4.7%** identify as Aboriginal or Torres Strait Islander<sup>4</sup> (4.0% for Queensland)
- 3.7%** households speak a language other than English at home<sup>4</sup> (12.0% for Queensland)
- 12.0%** were born overseas<sup>4</sup> (21.6% for Queensland)

### Diversity

Wide Bay Burnett has a low proportion of people who speak a language other than English at home (3.7%). The region also has a low proportion of people born overseas (12.0%) compared to Queensland (21.6%).

### MEDIAN ANNUAL FAMILY INCOME<sup>4</sup>

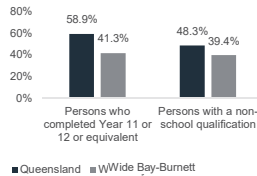


### Income

Median family and personal annual incomes for Wide Bay Burnett were below Queensland medians. No local government area had median annual income above the Queensland median.

### EDUCATIONAL QUALIFICATIONS<sup>4</sup>

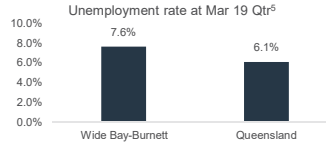
The largest post-school qualification field of study in Wide Bay Burnett was *engineering and related technologies*. There was proportionately more *agriculture, environmental and related studies* post-school qualifications compared to Queensland overall.



## BUSINESS AND EMPLOYMENT

### EMPLOYMENT AND UNEMPLOYMENT

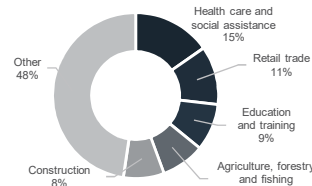
The largest employing industry in this region is *health care and social assistance*, with 15,284 persons or 15.3% of total workforce in 2016. 8.5% of persons are employed in *agriculture, forestry and fishing* in this region compared to 2.8% for Queensland.<sup>4</sup>



### Newstart Allowance<sup>6</sup>

With 10 out of every 100 persons accessing Newstart Allowance in Wide Bay Burnett, this is almost double the rate for Queensland overall. Within this region the highest rate of persons accessing Newstart was in Cherbourg (31.7%).

### TOP EMPLOYING INDUSTRIES



### GROSS VALUE ADDED BY INDUSTRY<sup>7</sup>

- \$2.3 billion** (17.3% of regional total)
- \$1.5 billion** (11.9% of regional total)
- \$1.4 billion** (10.5% of regional total)

*Rental, hiring and real estate services* contributed \$2.3 billion to Wide Bay Burnett gross value added (GVA) in 2018, the highest of all industries. Other significant contributing industries include *agriculture, forestry and fishing* (\$1.5 billion) and *health care and social assistance* (\$1.4 billion). These three industries combined accounted for 40% of this region's GVA.

### EMPLOYMENT PROJECTIONS<sup>8</sup>

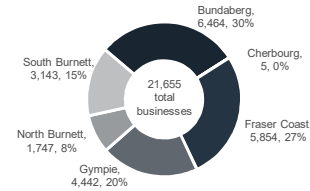
Jobs Queensland develops and publishes employment projections for regions in Queensland. These are based on regions that do not directly align. However, they provide a good indication of opportunities across the region.

Between 2017-2022 employment is projected to increase by 5.7% across the region<sup>8</sup>. The largest projected employment growth areas are in:

- Agriculture, forestry and fishing**
- Health care and social assistance** (same as Queensland)
- Manufacturing**

The industries with the largest projected employment growth for Queensland state-wide are: *health care and social assistance; professional, scientific and technical services; and education and training*.

### BUSINESS LOCATION



### Businesses in Wide Bay Burnett<sup>9</sup>

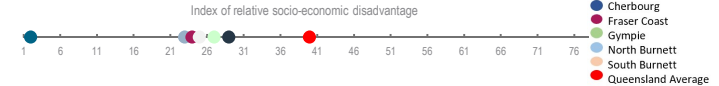
In 2017-18, there were 21,655 businesses in the region. The majority of these were located in Bundaberg (30%), Fraser Coast (27%) and Gympie (20%).

Only 5 businesses (or less than 1% of total businesses) are located in Cherbourg local government.

### DATA SOURCES

- ABS, Regional Population by Age and Sex Australia, 2018.
- Queensland Government population projections, 2016 to 2041.
- ABS 3235.0, Population by Age and Sex, Regions of Australia
- ABS, Census 2016 data.
- Australian Government Department of Employment, Skills, Small and Family Business, Small Area Labour Markets Australia, various editions.
- Department of Social Services, Payment Demographic Data, ABS 3235.0, Population by Age and Sex, Regions of Australia, unpublished data; ABS, Census of Population and Housing, 2016, General Community Profile - G05; ABS, Census of Population and Housing, 2016, General Community Profile - G258. ABS, Census 2016 data and Census of Population and Housing; Estimating homelessness, 2016.
- REMPPLAN
- Jobs Queensland, Anticipating Future Skills project, <https://jobsqueensland.qld.gov.au/anticipating-future-skills/> - data for Queensland - Wide Bay regions.
- ABS 9165.0 Counts of Australian Businesses, including Entries and Exits, various editions. Note there may be rounding errors on the chart for percentages.
- ABS 2033.0.55.001 Census of Population and Housing; Socio-Economic Indexes for Areas (SEIFA), Australia, 2016.
- Department of State Development, Manufacturing, Infrastructure and Planning data.

## SOCIO-ECONOMIC PROFILE



### SOCIO-ECONOMIC INDEX FOR AREAS<sup>10</sup>

Socio-economic index for areas reflect areas of most and least disadvantaged. A lower number means more disadvantaged persons in a local government area.

All local government areas within the Wide Bay Burnett region are more disadvantaged (have higher socio-economic disadvantage) than the Queensland average, indicating a higher proportion of disadvantaged persons in these areas than Queensland overall.

**24.2%** of families with children under 15 have no parent employed<sup>4</sup> (13.8% for Queensland)

**14.3%** of families in the region are low-income (earn less than \$33,800)<sup>4</sup> (9.4% for Queensland)

## TAKING ACTION

The Department of State Development, Manufacturing, Infrastructure and Planning is working hard to stimulate the economy in the Wide Bay Burnett. The region has benefited from the following stimulus:

### BUILDING OUR REGIONS<sup>11</sup>

The \$365 million Building our Regions program supports local government infrastructure projects in regional communities that create flow-on economic development opportunities and jobs.

- 22 projects**
- \$37.1 million** invested
- 399 jobs** supported

### RESOURCE RECOVERY INDUSTRY DEVELOPMENT PROGRAM<sup>11</sup>

The \$100 million Resource Recovery Industry Development program is focussed on supporting Queensland to become a world leader in recovery projects.

Two companies have benefited from more than \$390,000 to invest in resource recovery projects. More projects have been approved and are awaiting contract finalisation.

- 2 companies** (more awaiting finalisation)
- \$390,000** invested

### JOBS AND REGIONAL GROWTH FUND<sup>11</sup>

The \$175 million Jobs and Regional Growth Fund is helping advance Queensland's priorities by creating long-term operational jobs and capital investment in regional Queensland.

- 6 projects**
- \$190 million** in capital investment
- 460 jobs** supported