

**CITY OF SOUTH PERTH**

**PUBLIC HEALTH PLAN  
2026-2031**

## ACKNOWLEDGEMENT OF COUNTRY

**Kaardjinin Nidja Nyungar Whadjuk Boodjar Koora Nidja Djining Noonakoort kaardjin wangkiny, maam, gnarnk and boordier Nidja Whadjul kura kura.**

We acknowledge and pay our respects to the traditional custodians of this land, the Whadjuk people of the Noongar nation and the Elders past and present.

DRAFT

# Contents

- Executive Summary ..... 1
- Introduction ..... 2
  - Public Health..... 2
  - State Public Health Plan For Western Australia 2025-2030..... 2
  - Why Are We Developing The Public Health Plan? ..... 2
  - What We Have Achieved to Date..... 4
  - What Is The Current State of Public Health in The City Of South Perth ..... 5
  - Challenges And Risks..... 5
- Determinants of Health ..... 6
- Community Health Profile..... 8
  - Local Context ..... 8
  - Demographics..... 8
    - Socio-economic Status ..... 8
    - Education ..... 9
    - Housing..... 9
    - Mortality Rates (by condition)..... 9
    - Lifestyle Risk Factors ..... 10
    - Health Conditions (other than mental health) ..... 11
    - Mental Health Conditions ..... 12
- Consultation and Engagement ..... 14
  - City of South perth Advisory Groups ..... 14

Community Scorecard 2025 .....	14
Public Health and Wellbeing Priorities .....	16
PILLAR - PROMOTE .....	16
PILLAR - PREVENT .....	16
PILLAR - PROTECT .....	17
PILLAR - ENABLE .....	17
Reporting and Review .....	18

DRAFT

# Executive Summary

The City of South Perth is committed to improving the health and wellbeing of its community.

The City's Public Health Plan is a guide to integrating a public health focus into existing services and facilities and future public health initiatives.

It reports on the current health status of the community and identifies areas where the City can contribute to the improvement of health outcomes for our community and visitors.

Key aspirations of the Public Health Plan are to:

- Partner with organisations and service providers to improve the health and wellbeing of the community,
- Deliver and improve programs that address public health concerns, and
- Reduce the burden of chronic disease.

Our aim through the Public Health Plan is to target behavioural lifestyle choices such as improved social connection, healthy eating, physical activity, harmful tobacco, vaping and alcohol use to achieve healthier outcomes for our community.

Objectives and action items have been developed using the State Public Health Plan as a guide based on local health profile data, and discussions with advisory groups. Within each priority area there will be a corresponding suite of key actions the City will undertake over the next five years to target chronic disease risk factors and protect public health. These actions will be reviewed annually in accordance with the *Public Health Act 2016* (the Act).

# Introduction

## **PUBLIC HEALTH**

The World Health Organization (WHO) defines health as “... a state of complete physical, mental and social well-being, and not merely the absence of disease or infirmity” (WHO, 2026). The National Health and Medical Research Council of Australia (NHMRC) defines public health as “...the art and science of preventing disease, prolonging life and promoting health through the organised efforts of society” (NHMRC, 2026).

The *Public Health Act 2016* defines public health as:

- The wider health and wellbeing of the community
- The combination of safeguards, policies and programs designed to protect, maintain, promote and improve the health of individuals and their communities and to prevent and reduce the incidence of illness and disability.

## **STATE PUBLIC HEALTH PLAN FOR WESTERN AUSTRALIA 2025-2030**

The State Public Health Plan for Western Australia 2025 – 2030 provides guidance from the WA Department of Health as to what the priority health areas are, and where resources should be focused. The vision for the WA State Public Health Plan is “the best possible health, wellbeing and quality of life for all Western Australians – now and into the future” (Department of Health, State of WA, 2025). Two overarching objectives focus on Aboriginal health and wellbeing, and equity and inclusion. The four pillars of the plan are:

- Promote – foster strong, connected communities and healthier environments,
- Prevent – reduce the burden of chronic disease, communicable disease, and injury,
- Protect – protect against public and environmental health risks, effectively manage emergencies, reduce impacts of disaster, and lessen the health impacts of climate change,
- Enable – bolster public health systems and workforce and leverage partnerships to support health and wellbeing.

## **WHY ARE WE DEVELOPING THE PUBLIC HEALTH PLAN?**

The Public Health Plan (the Plan) provides a strategic framework to guide the promotion and protection of health and wellbeing across the City of South Perth. The Plan outlines the current health status of the population, incorporates a review of the previous plan, and

establishes strategic priorities supported by an action plan, including mechanisms for monitoring and evaluation.

Informed by the City's commitment to fostering active and connected communities, the Plan reflects local priorities identified through community consultation and considers the diverse needs of residents across all suburbs. It aligns with the strategic directions of the State Public Health Plan, encompassing the key principles to promote, prevent, protect and enable, health and wellbeing. The Plan applies best practice health promotion principles and is intended to guide action over the period 2026–2031, with a formal review scheduled for the 2031/32 financial year.

The development of this Plan fulfils the statutory requirements of the Act, which is to:

- Identify the public health needs of the local government district;
- Include an examination of data relating to health status and health determinants in the local government district;
- Establish objectives and policy priorities for the promotion, improvement, and protection of public health in the local government district;
- Describe the development and delivery of public health services in the local government district;
- Include a strategic framework for the identification, evaluation, and management of public health needs in the community; and
- Include a reporting mechanism to evaluate the implementation of the PHP.

The City's inaugural Plan was endorsed in 2020 and identified key focus areas including public health protection, chronic disease prevention and management, and mental health. This updated Plan builds on that foundation, incorporating evaluation findings and responding to emerging and ongoing public health priorities.

The Plan works in alignment with other City Strategies and Plans, and topic-specific information can be found in other documents including:

- Access and Inclusion Plan 2022-2027
- Community Recreation Facilities Plan 2019 - 2033
- Community Safety and Crime Prevention Plan 2022 – 2027
- Cultural Plan 2023 - 2028
- Reconciliation Plan 2025 - 2030
- Strategic Community Plan 2021 - 2031
- Urban Greening Strategy 2025 – 2050

## WHAT WE HAVE ACHIEVED TO DATE

The City has reviewed its Public Health Plan 2020–2025 to assess actions undertaken and inform future priorities. As the City’s first Public Health Plan, it has established a foundation for supporting the health and wellbeing of the community. The review found that the City has delivered a range of initiatives across key priority areas.

Core public health protection services, including food safety, vector management, noise and other complaints, continue to be provided as part of standard operations. A key success has been:

- Successfully managing mosquitoes, undertaken treatments, reduced mosquito nuisance, sought and received additional funding and expanded the program to encompass the whole of the City, not just the Canning River side.

Actions to support chronic disease prevention have included delivering health programs across the areas of healthy nutrition, physical activity, reducing harmful alcohol intake and dementia. Highlights include;

- Increase health literacy amongst City residents through the Junior Kitchen workshops where children develop cooking and nutrition skills,
- Encourage community participation in events that support healthy lifestyles and physical wellbeing, for example the Move Your Body program for seniors promoting strength and ongoing physical activity that continues two years after the grant funding finished, Summer Splash events for youth, Manning Bike Track Community Day, and National Tree Planting events.
- Support community to reduce harmful alcohol intake through the collaborative Local Drug Action Group to engage youth in educational activities and an urban art project, and
- Raising awareness through an international speaker challenging us to rethink how we view people living with dementia.

Mental health remains an important area of focus, with the City supporting awareness and community wellbeing through partnerships and local programs that promote social connection and participation such as:

- Promoting the Act Belong Commit health message at events throughout the year, and
- Supporting a low-cost beginner yoga and mindfulness course that has run numerous times due to ongoing demand.

However, some challenges remain, including limited local access to certain recreational facilities, changing health behaviours such as diet and vaping, and a growing number of residents requiring support for complex health conditions, including dementia. The review also highlights the need to continue addressing equity and broader factors that influence health outcomes such as building local capacity.

## **WHAT IS THE CURRENT STATE OF PUBLIC HEALTH IN THE CITY OF SOUTH PERTH**

A person's health and wellbeing are shaped by a broad range of factors beyond individual behaviour. Social determinants of health – the conditions in which people are born, grow, live, work, and age, as well as access to resources such as money, education and healthcare – play a critical role in shaping outcomes (*World Health Organization, 2024*). These determinants include early childhood development, family and social circumstances, income, education, employment, food security, housing, social inclusion, and access to affordable health services. In addition, commercial factors such as marketing and corporate practices, environmental factors including climate change and air quality, the built environment, economic conditions, cultural influences, and biological and digital factors also contribute to health outcomes. Collectively, these influences can have a substantial impact on an individual's health trajectory.

Local governments, including the City of South Perth, can influence many of these determinants through strategic policy, planning regulations, advocacy, and the provision of infrastructure that supports healthier communities. By fostering equitable access to services, safe and inclusive public spaces, and programs that promote social and cultural participation, the City can play a vital role in improving health outcomes and reducing disparities across the community.

## **CHALLENGES AND RISKS**

The City of South Perth faces a range of public health challenges requiring a coordinated response. Key issues include poor nutrition and sedentary lifestyles, contributing to high rates of overweight and obesity, alongside mental health concerns and falls, particularly among older adults. These challenges are compounded by an ageing population and increasing prevalence of dementia.

Access to health services remains a concern, with many residents needing to travel outside the local area. There is also a need for more inclusive, targeted health programs for Aboriginal communities, culturally and linguistically diverse (CALD) residents, young people, and people with disability.

Residents aged over 65 represent the fastest-growing cohort, highlighting the need for forward planning. This includes addressing a shortfall in residential aged care and improving strategies to reduce social isolation among seniors.

Additional priorities include community safety, growing demand for sport and recreation facilities, and better use of existing spaces to support social connection. More effective and inclusive communication is also needed to improve awareness of available services, alongside efforts to strengthen volunteering and community participation.

## Determinants of Health

The City recognises that the social determinants of health contribute to a person's health and wellbeing. The World Health Organization defines social determinants as “the conditions in which a person is born, grows up, lives, works and ages and in turn influences their opportunity to be healthy, their risk of illness and life expectancy” (WHO, 2024).

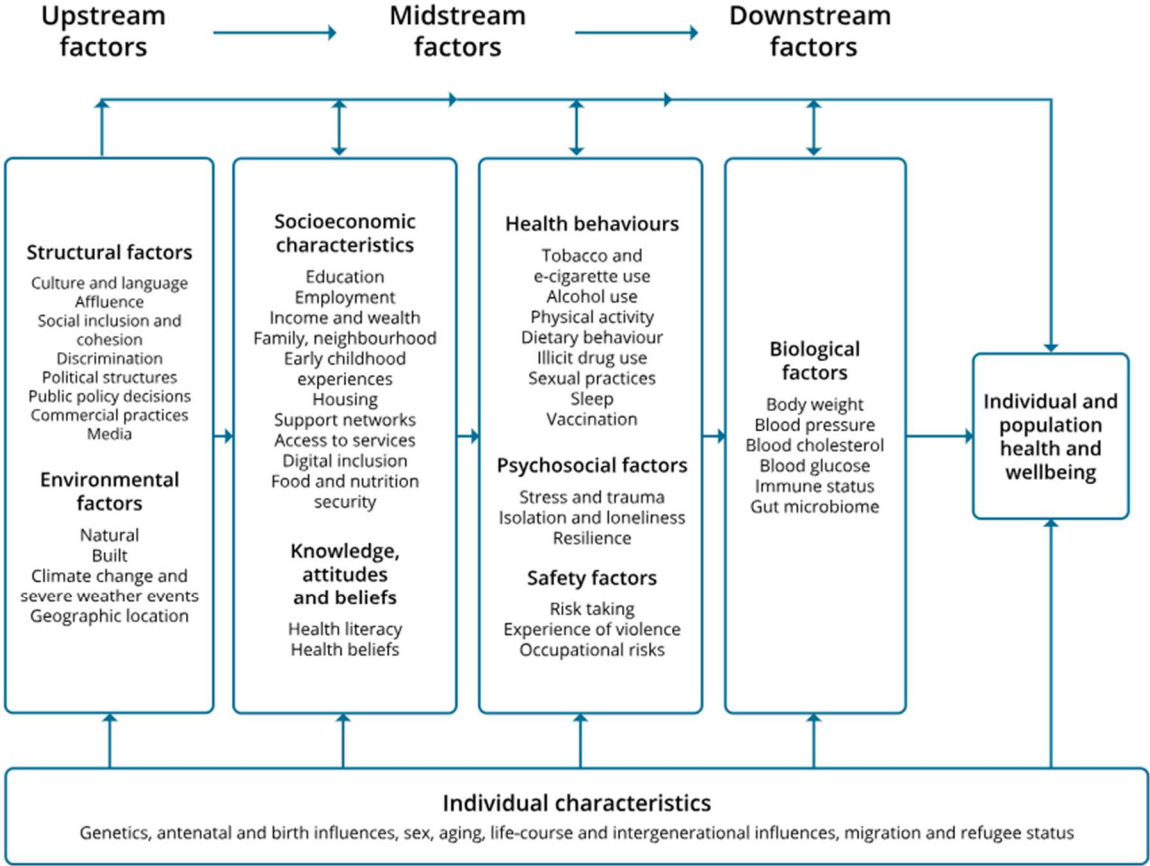
Commercial determinants of health examine how business practices influence population health. These include marketing and advertising, corporate political activity, corporate social responsibility initiatives, and supply chains. Advertising plays a significant role in shaping health-related choices, which is reflected in the substantial investment directed toward promoting products in specific ways. This is especially evident in industries such as tobacco, alcohol, and ultra-processed foods, where marketing strategies are often used to encourage consumption despite known health risks.

Environmental factors include climate change and extreme weather events, air pollution, vector borne diseases. Built environment factors include urban design, walkability, transport, green and public open spaces, food environments and water resources.

Economic influences such as education, employment, occupation and income, and cultural factors including connection to country, kinship, beliefs and knowledge, cultural expression and language all determine a person's health and wellbeing. Biological factors are individual and include blood pressure, blood glucose levels, weight range, blood cholesterol and genetics. Digital factors are playing a greater importance and include telehealth, diagnostic and therapeutic tools, wearable technologies, digital platforms, electronic medical records (Department of Health, Disability and Ageing, 2021).

The City acknowledges that health outcomes are complex and are determined by numerous influences including social, economic, cultural and environmental factors which must be taken into account when considering planning for public health. The Public Health Plan is a broad community-wide plan which endeavours to work towards better

health outcomes for the City, however, it is acknowledged that a number of risk factors can contribute to poorer health outcomes. Low financial security, unemployment and homelessness can lead to decreased health status. Similarly, those living with a disability and minority groups may also encounter barriers to achieving good health.



# Community Health Profile

## LOCAL CONTEXT

The City of South Perth is sited on Beeloo Noongar country, as part of the Whadjuk Noongar community, where the traditional owners have maintained a deep connection to the land for thousands of years. The Beeloo Noongar people, also known as the river people, lived in harmony with the environment, managing it sustainably. Noongars who used this area were known as Gareen and their place was Gareenup.

The City of South Perth is a local government area in the inner southern suburbs of the Western Australian capital city of Perth, about 4 kilometres south of Perth's Central Business District (CBD). The City covers nearly 20 square kilometres and is situated across the Swan River from the Perth CBD. The City is bounded by the Swan and Canning Rivers and is widely recognised for its aesthetic appeal and amenity. There are many major attractions in the City which include Mindeerup, Sir James Mitchell Park, the Old Mill, Ferry Tram, Perth Zoo, Royal Perth Golf Club, Collier Park Golf, Mends Street, Angelo Street and Preston Street precincts and the Village Green Shopping Centre.

## DEMOGRAPHICS

The population of the City of South Perth in 2021 was 43,405 with a higher proportion of people in the 55+ age groups than greater Perth, and a lower proportion of people aged under 20 years. 43% of the population have a bachelor degree or higher, which is higher than Perth's average of 38%.

## SOCIO-ECONOMIC STATUS

The Socio-Economic Indexes For Areas (SEIFA) scores are made up of four indices which summarise a variety of social and economic variables such as employment, income, housing and educational attainment. SEIFA scores are based on a national average of 1000. An inverse association exists with the score and the level of disadvantage experienced by the community (i.e. a higher SEIFA score indicating a lower level of disadvantage and a lower SEIFA score indicating a higher level of disadvantage experienced by that community).

The City of South Perth has a high SEIFA score, indicating a low level of disadvantage and high relative advantage. Based on 2021 Census data, the Index of Relative Socio-economic Disadvantage (IRSD) for the City of South Perth was 1,066, significantly higher than the national average of 1,000, placing it among the most advantaged areas. There is

however one suburb, Karawara, that has a higher level of disadvantage, with a score of 970.

## EDUCATION

Type of Educational Institution	City of South Perth Population	Population %	Western Australia %
Preschool	670	5.1	5.6
Primary—Government	1,512	11.6	19.3
Primary—Catholic	609	4.7	4.5
Primary—other non-Government	471	3.6	3.6
Secondary—Government	691	5.3	12.7
Secondary—Catholic	956	7.3	4.5
Secondary—other non-Government	1,031	7.9	4.6
Tertiary—Vocational education	859	6.6	7.4
Tertiary—University or other higher education	3,734	28.6	13.9

(Australia Bureau of Statistics 2021)

## HOUSING

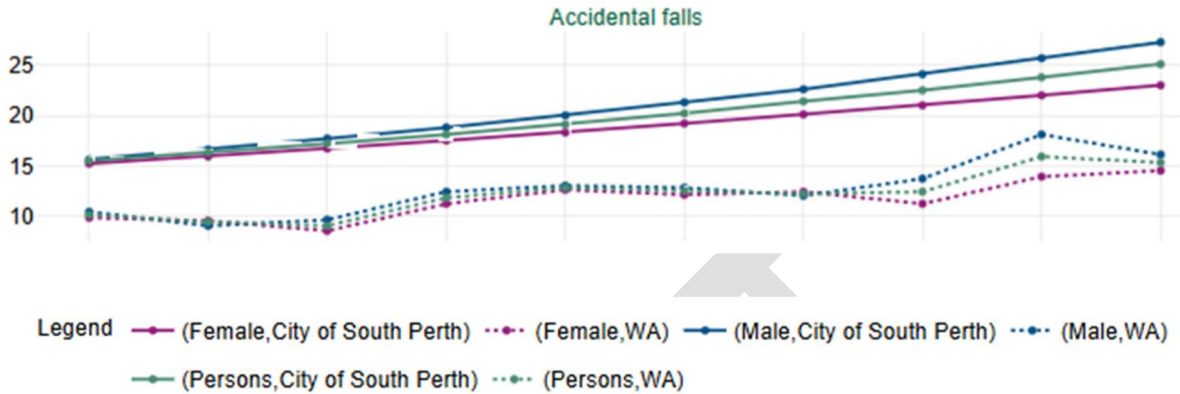
The composition of households in the City is 49.2% separate house, 34.8% Semi-detached, row or terrace house, townhouse etc and 15.8% flat or apartment (Australia Bureau of Statistics 2021). The City expects an increase in townhouse and flat/ apartment dwellings as increased density and infill development occurs throughout the City.

## MORTALITY RATES (BY CONDITION)

Identifying leading underlying causes of death is a useful measure of population health. It is of most value when making comparisons over time or between population groups. Changes in the pattern of causes of death can result from changes in behaviours, exposures to disease or injury, and social and environmental circumstances, as well as from data coding practices. Coronary heart disease and dementia including Alzheimer’s disease were the two leading causes of death overall in 2023 (Australian Institute of Health

and Welfare 2025). The City has a particularly high rate, that is increasing, of deaths due to falls.

Trends in ASR of injury-related deaths (all ages) City of South Perth vs WA, 2015 - 2024



(Department of Health WA, 2026)

**LIFESTYLE RISK FACTORS**

The prevalence of lifestyle risk factors in our community is important due to their relationship with chronic conditions that are considered to be preventable. The five leading risk factors contributing to the greatest burden of disease in Western Australia are tobacco use, alcohol use, high body mass, high blood pressure and physical inactivity (*Epidemiology Branch, 2017*).

Risk Factor	City of South Perth LGA % Persons	Western Australia % Persons
Currently smokes	9.1	13.5
Currently vapes	5.1	7.9
Eats less than 2 serves of fruit daily	66.3	66.6
Eats less than 5 serves of vegetables daily	93.6	95.3
Drinks at high risk levels for long-term harm*	29.6	29.1
Drinks at high risk levels for short-term harm**	11.8	11.9
Less than 150 minutes of physical activity per week***	35.1	39.1
Spends 21+ hours per week in sedentary leisure time	37.6	37.4

Overweight	33.4	37.4
Obese	33.0	37.3

\*Drinks more than 2 standard drinks on any one day.

\*\*Drinks more than 4 standard drinks on any one day.

\*\*\*Adults aged 18 years and over only. Refers to moderate minutes with minutes spent in vigorous physical activity doubled.

(Australian Bureau of Statistics, 2021)

Nutrition indicators have been decreasing over the past decade for children and adults.

Trends in prevalence (%) of nutrition indicators for children (up to 15 years) City of South Perth vs WA, 2015 – 2024.



(Department of Health WA, 2026)

## HEALTH CONDITIONS (OTHER THAN MENTAL HEALTH)

Chronic diseases significantly contribute to the burden of disease in Australia. These include cancer, cardiovascular health, injury prevention and control, mental health, diabetes, asthma, arthritis, dementia and obesity.

Condition	City of South Perth LGA % Persons	Western Australia % Persons
Arthritis	7.1	7.6
Asthma	6.8	7.3
Cancer (including remission)	3.1	2.7
Dementia (including Alzheimer's)	0.9	0.7
Diabetes (excluding gestational diabetes)	3.5	4.4
Heart disease (including heart attacks or angina)	3.8	3.6
Kidney disease	0.7	0.8
Lung condition (including COPD or emphysema)	1.3	1.6
Stroke	0.8	0.8
Any other long-term health condition(s)	7.4	7.4
No long-term health condition(s)	63.3	61.2

(Australian Bureau of Statistics 2021)

## MENTAL HEALTH CONDITIONS

Mental health is defined as “a state of wellbeing in which every individual realises his or her own potential, can cope with normal stresses of life, can work productively and fruitfully, and is able to make a contribution to her or his community” (WHO, 2026). Mental illness covers a broad range of mental health and behavioural disorders which can vary in duration and severity. Mental Health conditions including depression and anxiety are associated with higher rates of death, poorer physical health and increased exposure to health risk factors. Socioeconomic circumstances can also influence a person’s mental health (Australian Institute of Health and Welfare, 2026).

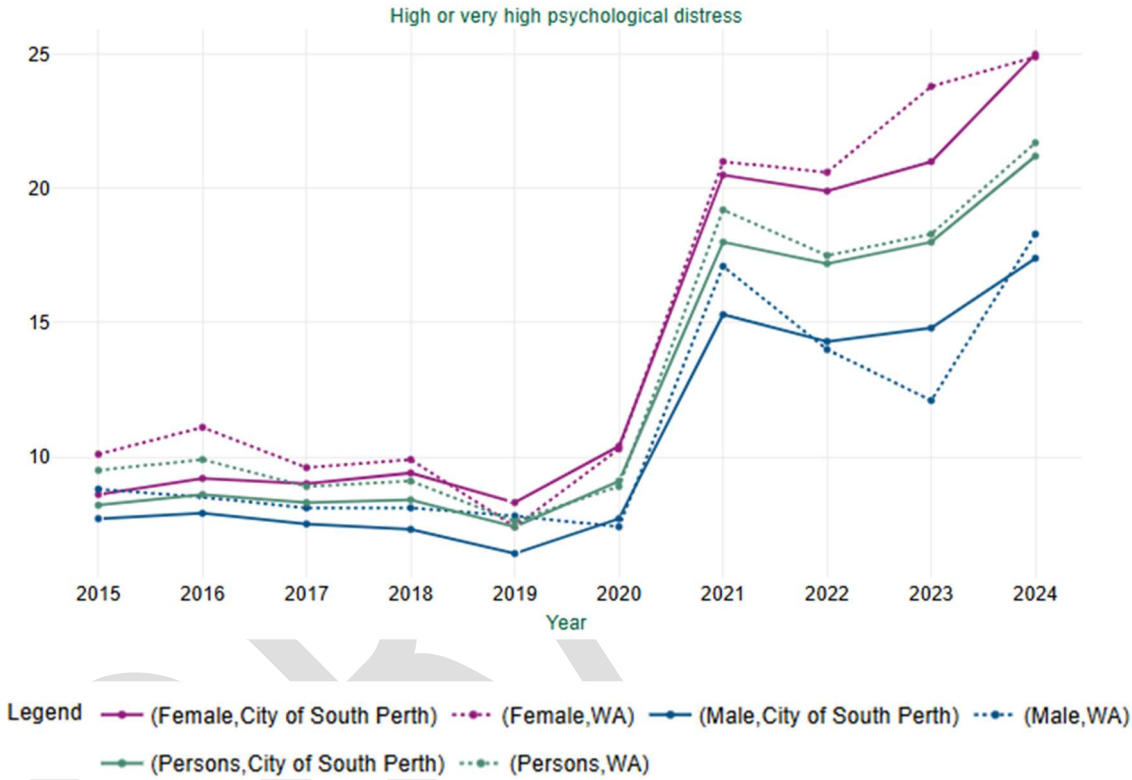
Psychological Risk Factor	City of South Perth LGA % Persons	Western Australia % Persons
High or very high psychological distress	21.2	21.7
Mental health problem*	21.0	25.0
Stress related problem**	9.0	13.5
Anxiety**	12.7	16.3

Depression**	8.4	13.7
--------------	-----	------

\*Diagnosed by a doctor with a stress related problem, depression, anxiety or any other mental health problem in the last 12 months.

\*\*Diagnosed by a doctor in the last 12 months.

Trends in prevalence (%) of high or very high psychological distress (16 years and above)  
City of South Perth vs WA, 2015 – 2024



(Department of Health WA, 2026)

# Consultation and Engagement

## **CITY OF SOUTH PERTH ADVISORY GROUPS**

Engagement was undertaken with the City’s Public Health Advisory Group, Inclusive Community Advisory Group, and Community Safety and Crime Prevention Advisory Group in August 2025. Each group was given context of the current Public Health Plan regarding their specific area of interest. For example, when people feel safe in their neighbourhood, they are more likely to walk for health and recreation, therefore increasing their weekly hours of physical activity. Discussion focused on what the City of South Perth does well regarding public health, gaps and areas for improvement. Each of these workshops generated useful ideas that have helped shape the new plan.

A further workshop was held with the Public Health Advisory Group in May 2026, to refine and prioritise action items. Identified areas of importance include;

- Community wellbeing;
- Mental health;
- Falls;
- Dementia;
- Capacity building; and
- Emergency preparedness.

The group surmised that the City already carries out a lot of work, but celebrating and promoting the work is an important consideration. Partnerships to support other organisations and groups are key to adding value and building upon to existing programs.

## **COMMUNITY SCORECARD 2025**

The City of South Perth commissioned a MARKYT® Community Scorecard to:

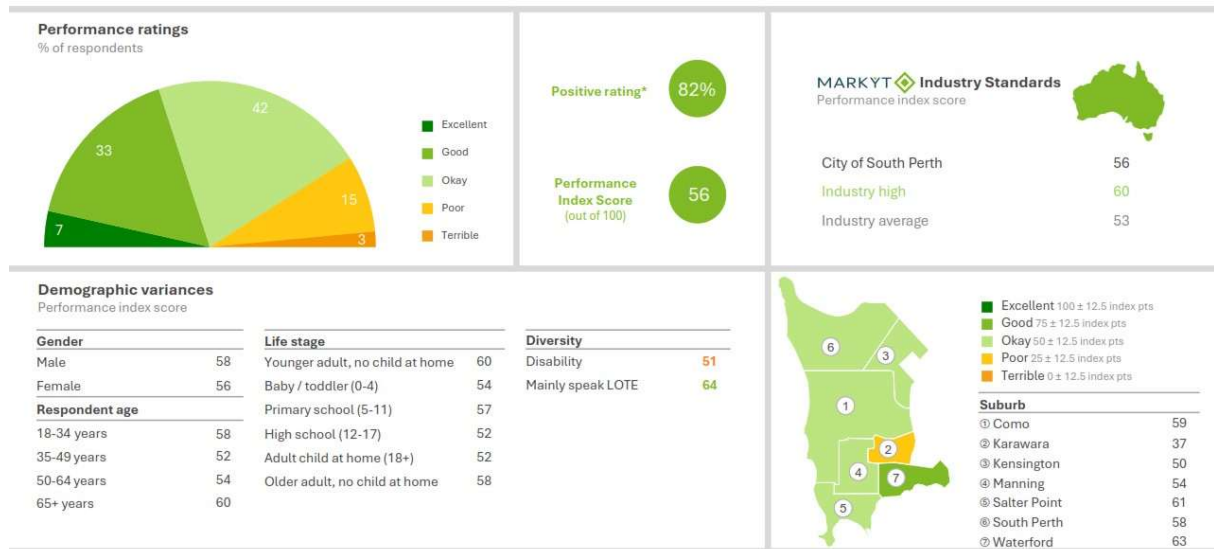
- Support a major review of the Strategic Community Plan and Corporate Business Plan
- Assess community needs, priorities and aspirations
- Evaluate perceived performance across 40+ services
- Monitor changes in community sentiment over time
- Participate in a national benchmarking program to compare performance to other local governments

The City of South Perth commissioned CATALYSE® to conduct an independent MARKYT® Community Scorecard to assess community perceptions of service levels, community

priorities and aspirations. CATALYSE® mailed scorecards to a random sample of 2,000 households in the City of South Perth and emailed invitations to a random sample of 7,523 customers in the City of South Perth’s customer databases.

The City of South Perth provided supporting promotions through its communication channels. The scorecard was completed by 1,159 community members between 4 and 29 August 2025.

## Public health education and wellbeing programs



# Public Health and Wellbeing Priorities

## **PILLAR - PROMOTE**

### **Foster strong, connected communities and healthier environments**

- Optimal community wellbeing through promoting and providing opportunities for social connection
- Promote and support for volunteering that benefits our community
- Promote the optimal usage of local community facilities and other active and passive spaces that provide opportunities for people to come together to participate in physical activity and recreation for mental health and wellbeing
- Promote and encourage use of sustainable transport options within the community that comprise a physical activity and mental health benefit

## **PILLAR - PREVENT**

### **Reduce the burden of chronic disease, communicable disease, and injury**

- Prevent the risk of mental health conditions (e.g. stress, anxiety, depression and associated stigma) in the local community by supporting population-based mental health promotion campaigns
- Prevent community health issues caused by poor nutrition through encouraging optimal healthy food and drink consumption (e.g. increasing intake of fruit and vegetables) and discouraging unhealthy food and drink consumption (e.g. decreasing intake of sugar-sweetened drinks and fast-food)
- Prevent community exposure to unhealthy nutrition advertising
- Promote healthier choices regarding nutrition practices amongst families, particularly those identified as vulnerable
- Prevent local food insecurity issues by partnering with food security organisations, stakeholders and community members
- Prevent the number of falls in the home in people aged over 65 years, and related injury and death
- Work towards becoming a dementia-friendly community
- Promote physical activity by encouraging and supporting local programs, strategies, facilities and providers to increase physical activity in our community
- Prevent harmful alcohol consumption (including amongst identified high-risk groups)
- Prevent exposure to negative impact of tobacco, vapes and illicit drug use

## **PILLAR - PROTECT**

**Protect against public and environmental health risks, effectively manage emergencies, reduce impacts of disaster, and lessen the health impacts of climate change**

- Protect the community against infectious diseases by monitoring, controlling and reporting notifiable infectious diseases to the State Government
- Protect the community by undertaking risk-based public health surveillance activities to ensure safe and healthy interaction between the community and the natural, built and social environment
- Protect the community by effectively managing local public health emergencies through pandemic preparedness; and reduce impacts of public health disasters by strengthening community resilience through disaster risk reduction measures
- Protect the community by ensuring development is compliant with legislative and policy requirements and approval processes; and strategy and policy towards lessening the impacts of climate change, is applied

## **PILLAR - ENABLE**

**Bolster public health systems and workforce and leverage partnerships to support health and wellbeing**

- Enable stakeholders to ensure efficient use of public health resources within the City
- Enable partnerships with and between key organisations and communities to enable delivery of best practice public health services
- Build capacity for local public health service providers and community groups
- Enable funding support for public health community programs and services through the City's Community Funding Program
- Enable the optimal sourcing of external funding opportunities for public health programs and services

## Reporting and Review

The Action Plan will be reviewed annually to monitor the implementation of the Action Plan and will include reviewing:

- Alignment with the State Public Health Plan 2025-2030
- The progress of the PHP's actions, resourcing implications and partnerships
- Demographics and health data to ensure priorities remain current and relevant.
- Emerging public health issues.
- Any barriers in delivering services, infrastructure and equipment, and development of options to address these.

After four years, the plan will be evaluated and reviewed prior to developing the future plan.

DRAFT

# References

Australian Bureau of Statistics, 2021, [www.abs.gov.au](http://www.abs.gov.au)

Australian Institute of Health and Welfare, 2026, [www.aihw.gov.au](http://www.aihw.gov.au)

City of South Perth Public Health Plan 2020 – 2025, 2020, City of South Perth, [www.southperth.wa.gov.au](http://www.southperth.wa.gov.au)

Health and Wellbeing Profile: City of South Perth 2015 – 2024, 2026, Epidemiology Directorate, Public and Aboriginal Health Division, Department of Health WA

National Health and Medical Research Council (NHMRC), 2026, [www.nhmrc.gov.au](http://www.nhmrc.gov.au)

National Preventative Health Strategy 2021 – 2030, 2021, Department of Health, Disability and Ageing, Australian Government, [www.health.gov.au](http://www.health.gov.au)

Public Health Act 2016, 2026, [www.legislation.wa.gov.au](http://www.legislation.wa.gov.au)

World Health Organization (WHO), 2026, [www.who.int](http://www.who.int)

State Public Health Plan 2025 – 2030, 2025, Department of Health, State of WA, [www.health.wa.gov.au](http://www.health.wa.gov.au)

PROMOTE - Foster strong, connected communities and healthier environments								
Objective	Action	Performance measure	New or Existing	Timeframe (to be determined)				
				26/27	27/28	28/29	29/30	30/31
<b>COMMUNITY WELLBEING</b>								
Optimal community wellbeing through promoting and providing opportunities for social connection	Continue ACT BELONG COMMIT (ABC) partnership with Mentally Healthy WA; and grow the awareness and participation in the program	Number of ABC partners involving local clubs, community groups and schools per year	Existing					
	Support the promotion of national, state and local public health campaigns; raising awareness through the City's marketing and communication channels, events and programs	Number of public health campaigns undertaken per year involving the City  Number of local schools participating in national and state public health campaigns targeted at young people annually	New					
	Improve knowledge, reach and use of 'My Community Directory' within the City of South Perth encouraging up-to-date information from community	Number of local clubs and community groups who register with 'My Community Directory' per year (i.e. to measure growth or decline)	Existing					
Promote and support for volunteering that benefits our community	Undertake bi-annual volunteer recruitment drive to attract volunteers to support local clubs and community groups; and connect the clubs/groups to volunteer retention, recognition, funding opportunities, and resources	Number of volunteer recruitment drives undertaken by the City per year  Number of clubs and groups who participate in volunteer retention, recognition and related initiatives undertaken by the City per year	Existing  New					
	Continue to provide volunteering opportunities through City programs, services, events, and projects, such as tree planting, and Library services	Number of opportunities provided for volunteering per year	Existing					
	<b>ACTIVE PLACES</b>							
Promote the optimal usage of local community facilities and other active and passive spaces that provide opportunities for people to come together to participate in physical activity and recreation for mental health and wellbeing	Promote community participation in sport and recreation programs that are held at local venues such as George Burnett Leisure Centre, Collier Park Golf Course, and parks/reserves (including specific programs aimed at target populations such as youth, seniors, CaLD, First Nations)	Number of sport and recreation programs held at local venues that are promoted per year  Attendee numbers and feedback received about impact	Existing					
Promote and encourage use of sustainable transport options within the community that comprise a physical activity and mental health benefit	Promote walking and cycling through raising community awareness of bike valet service, end-of-trip facilities, pathways and other incentives at local community facilities and events	Number of times the City promotes sustainable transport options to events and programs	Existing					

**PREVENT - Reduce the burden of chronic disease, communicable disease, and injury**

Objective	Action	Performance measure	New or Existing	Timeframe (to be determined)				
				26/27	27/28	28/29	29/30	30/31
<b>MENTAL HEALTH</b>								
Prevent the risk of mental health conditions (e.g. stress, anxiety, depression and associated stigma) in the local community by supporting population-based mental health promotion campaigns	Research the mental health services, helplines and resources available for local residents; and promote these services and resources to the local community (residents, clubs, community groups, schools)	Completion of an annual communication campaign to promote the mental health services locally	New					
<b>HEALTHY NUTRITION</b>								
Prevent community health issues caused by poor nutrition through encouraging optimal healthy food and drink consumption (e.g. increasing intake of fruit and vegetables) and discouraging unhealthy food and drink consumption (e.g. decreasing intake of sugar-sweetened drinks and fast-food)	Collaborate with key organisations to increase awareness of and provide further education and resources about healthier food and drink choices, including; Cancer Council to promote LiveLighter campaign, Crunch'n'Sip, Grow It Local, Stephanie Alexander Kitchen Garden Program, Foodbank School Breakfast Program, or OzHarvest,	Number of healthy nutrition campaigns being actively promoted to the local community per year	New					
Prevent community exposure to unhealthy nutrition advertising	Undertake audit of local community facilities and public spaces to identify promotion of unhealthy nutrition practices; and if identified, offer advice on the promotion of healthier nutrition alternatives	Number of unhealthy nutrition practices identified and reviewed against health industry best practice guidelines	New					
Promote healthier choices regarding nutrition practices amongst families, particularly those identified as vulnerable	Promote access to quality, affordable and nutritious foods and support the improvement of knowledge and skills necessary to enable healthy dietary choices	Attendee numbers and feedback received about impact of nutrition programs  Support Services Directory distributed throughout City facilities and support agencies	Existing  Existing					
Prevent local food insecurity issues by partnering with food security organisations, stakeholders and community members	Support local organisations working with vulnerable populations to provide solutions that address local food insecurity issues	Number of partnerships with local organisations to address food insecurity	Existing					
<b>FALLS</b>								
Prevent the number of falls in the home in people aged over 65 years, and related injury and death	Collaborate with key organisations and physical activity providers working in the area of community based falls prevention to provide ongoing education, tools and support for falls prevention	Implementation of annual program of initiatives	New					

DEMENTIA						
Work towards becoming a dementia-friendly community	Raise awareness within our community of the impact of dementia and promote prevention, supportive environments, access to resources, programs and support services	Number of initiatives undertaken focusing on dementia per year (e.g. website and social media messaging to link residents to initiatives, such as Memory Café)	New			
	Acknowledge the growing rates of dementia and plan accordingly through advocating for appropriate services	Implementation of annual program of capacity building opportunities with Dementia Australia and Alzheimers WA	New			
PHYSICAL ACTIVITY						
Promote physical activity by encouraging and supporting local programs, strategies, facilities and providers to increase physical activity in our community	Link with national and state campaigns and resources to promote physical activity programs to our community	Number of opportunities for community to participate in physical activity programs locally per year and impact	New			
	Continue to provide programs and initiatives via City facilities as well as support and promote established and new sporting clubs and groups to build capacity and grow their reach	Increased opportunities for community members to participate in physical activity programs locally	Existing			
ALCOHOL						
Prevent harmful alcohol consumption (including amongst identified high-risk groups)	Encourage sporting clubs to participate in the Alcohol and Drug Foundation's 'Good Sports' program to promote healthier, safer environments	Number of clubs involved in 'Good Sports' program per year and impact associated with involvement	New			
	Minimise child and youth exposure to alcohol advertising on City-owned assets and in public spaces	Number of requests reviewed against best practice guidelines  Audit of alcohol advertising near schools	Existing			
TOBACCO / VAPES / ILLICIT DRUG USE						
Prevent exposure to negative impact of tobacco, vapes and illicit drug use	Collaborate with relevant organisations to support community awareness of state and national smoking, vaping, illicit drug use campaigns	Annual promotional campaign including marketing through social media	New			

**PROTECT - Protect against public and environmental health risks, effectively manage emergencies, reduce impacts of disaster, and lessen the health impacts of climate change**

Objective	Action	Performance measure	New or Existing	Timeframe (to be determined)				
				26/27	27/28	28/29	29/30	30/31
<b>INFECTIOUS DISEASE CONTROL</b>								
Protect the community against infectious diseases by monitoring, controlling and reporting notifiable infectious diseases to the State Government	Investigate infectious disease in accordance with guidance from the WA Department of Health	Action notifiable disease reports as recommended by the Department of Health	Existing					
	Provide or link with services, activities and programs to help reduce the incidence of infectious disease in the community	Demonstrated evidence of City services, activities and programs and/or City partnerships/links with existing.	Existing					
<b>SURVEILLANCE AND MONITORING</b>								
Protect the community by undertaking risk-based public health surveillance activities to ensure safe and healthy interaction between the community and the natural, built and social environment	Complete public health investigations, inspections, enforcement, sampling and monitoring	Number of investigations, inspections, enforcement, sampling regimes and environmental monitoring completed in accordance with legislation and/or programs	Existing					
<b>EMERGENCY PREPAREDNESS</b>								
Protect the community by effectively managing local public health emergencies through pandemic preparedness; and reduce impacts of public health disasters by strengthening community resilience through disaster risk reduction measures	Implement disaster risk reduction and pandemic preparedness measures, through Local Emergency Management Committee (LEMC) and Local Emergency Management Arrangements (LEMA) Plan	Disaster risk reduction and pandemic preparedness actions documented and implemented	New					
<b>DEVELOPMENT CONTROL</b>								
Protect the community by ensuring development is compliant with legislative and policy requirements and approval processes; and strategy and policy towards lessening the impacts of climate change, is applied	Applications and proposals assessed for public health requirements and requirements implemented on approval or action taken for non-compliant development	Number of development, building and health applications and enforcement actions	Existing					

**ENABLE - Bolster public health systems and workforce and leverage partnerships to support health and wellbeing**

Objective	Action	Performance measure	New or Existing	Timeframe (to be determined)				
				26/27	27/28	28/29	29/30	30/31
<b>PARTNERSHIPS &amp; ADVOCACY</b>								
Enable stakeholders to ensure efficient use of public health resources within the City	Continue to provide a forum for collaboration on local public health issues	Completion of four Public Health Advisory Group meetings undertaken annually	Existing					
Enable partnerships with and between key organisations and communities to enable delivery of best practice public health services	Collaborate with organisations and health agencies with the aim of providing better access to relevant services for our vulnerable population groups	Number of partnerships identified with agencies looking to provide services annually	New					
	Join relevant local community, agency and State government networks to better connect with stakeholders	Number of relevant network meetings attended by the City's staff per year	Existing					
<b>BUILD CAPACITY</b>								
Build capacity for local public health service providers and community groups	Identify and map relevant health and wellbeing services for priority groups, working with organisations who can support data collection	Compile health and wellbeing database, promote through relevant channels and update annually	New					
	Link agencies, clubs, schools and groups to relevant health promotion projects, grants and funding, training opportunities and State government initiatives	Increased engagement with key stakeholders	Existing					
<b>FUNDING</b>								
Enable funding support for public health community programs and services through the City's Community Funding Program	Continue to implement and connect clubs and groups to the City's Community Funding Program with a focus on health and wellbeing of our community	Number of wellbeing initiatives implemented from funding program	Existing					
		Feedback from groups regarding impact of funding	Existing					
Enable the optimal sourcing of external funding opportunities for public health programs and services	Apply for grants to support public health projects aligned with strategic priorities	Number of opportunities identified per year	Existing					